

MasterWorks of New Mexico

MARCH 2024

Forty seven paintings from 36 artists have been selected to be in the MasterWorks of New Mexico annual Fine Arts show. Please join us at the Awards Reception Friday, March 22, from 5-8 pm. Awards will be announced at 7. If you've been to this reception before you know it's an outstanding spread of food and drink. You get to see old friends, and meet new ones - maybe pastel artists or oil painters. Here is an example of some of the watercolors you may see...



"The Tomboy"
Greg Sorber



"Winter Stream"
John Cormier



"North of the Border"
Mary Perkins




"Peach among Onions"
Ruth Andrews-Vreeland



"Uber's Here"
Steve Maize

ALBUQUERQUE



Recently I've been toying with the idea of how I can take my art in a new direction. Then a funny thing happened while my wife and I were visiting friends. As we were sitting in their home I noticed one of my paintings hanging on their wall. I was quite

surprised that they had purchased two of my paintings from a gallery that sells my work. One of the paintings was of a narrow street scene I painted after visiting Florence, Italy. Our friend said she loved the way the painting made her feel with all the detail and the light and shadow. Interestingly the "detail" she was referring to was more implied than actual and is a result of the play of light and shadow in the painting.

Soon after I came across an article about the late Robert Wade, a well known and much admired watercolor artist. The article quoted Wade as saying, "...my main concern is to create an expression of my emotion through light, form, and movement. To be able to translate these feelings of excitement from my mix of imagination and reality, and then put them down on paper, takes much intense observation and interpretation. I call my process "Perceptive Observation," which I define as 'seeing with your BRAIN, feeling with your EYES, interpreting with your HEART.'"


This quote captured what I want from my own work and what my friend saw in my painting. I realize now that I don't need to take my art in a "new direction" but rather focus on how I can better capture "a sensation that will flow through to the viewers of my work".

Tom Cassidy

2023-2024 NMWS President (Albuquerque)

SOUTHERN CHAPTER

It is nice to know that spring is just around the corner! The promise of longer and warmer days and the sense of new beginnings helps me shake off that winter malaise that might be best described by a quote I saw recently that both made me laugh and unfortunately also rang true:



"I've been working on it non-start since January"!

It's definitely time to find some inspiration and we are really lucky that the next couple of months provides a wealth of opportunities. By the time you read this, I will have attended the Soon Warren workshop and know I will be inspired by what new things I learn. It will also be really nice to spend 3 days painting with other artists instead of finding unlimited distractions at home! Other workshop opportunities this spring that might appeal to you include the Gayle Weisfield workshop in mid-March and the Feeling Lin workshop in May, both in Albuquerque. There is also another 'mini workshop' in Las Cruces this month—"Color Play Part 2".

I also want to make this the year that I try more plein-air painting or urban sketching. Happily, we have a demonstration planned for our March SC meeting that will provide some tips. There will be no better time to try out those tips than on my planned 2-week trip to England this spring—the rolling countryside, rocky beaches and coast, and moors of Devon are calling. So, here's hoping I won't have use for that quote any more this year.

Karen Steinberg

2023-2024 Southern Chapter President

NMWS Chapter News



Albuquerque March 2nd meeting

“Albuquerque’s Public Arts Program” with Kent Swanson

The city of Albuquerque has a Art in Municipal Places Ordinance that sets aside one percent of the city’s budget for the purchase or commission of works of art. Albuquerque’s Public Art Program is tasked with determining a site for the artwork, then identifying a work (or works) that is in harmony with its surroundings and while supporting the community interest. The fruits of this Program can be seen throughout the City with concentrations in the Downtown district, the University/Nob Hill area, and historic Old Town.

Kent Swanson, an artist and print-maker (paper surfaces) is the Public Art Project Coordinator. At the March meeting Kent will discuss the selection process with an emphasis on where a watercolor painting might be best exhibited. He will also cover the application process and show some pictures of current public art.

Albuquerque 2024 Meeting Schedule

April 6

May’s meeting is Tuesday, April 30 at 7 pm at the Fine Arts Bldg., EXPO New Mexico. This will be a demo by Fealing Lin, the featured artist for the NMWS Spring Show 3-day workshop.

June 8

July 0 (no meeting)

August 3

September 7

October 5

November 2

December 7 (Holiday Party)

Albuquerque’s “Open Studio Day”

Lyle Brown, Bud Edmondson, Pam Hostetler, Pat Leister, and Toni Seidel are pleased to announce the return of the “Open Studio Day” at The Artist Studio. You are invited to view their watercolors (as well of those of seven artists who work in other media) while enjoying light refreshments. Sunday, March 3 from 2 - 4 pm. at The Artist Studio, 8200A & B Menaul Blvd. NE, Albuquerque (west end of Hoffmantown Shopping Center). We apologize for the difficulty entering the parking lots due to the road construction at Wyoming and Menaul. Entering from the south side will probably be the easiest.

VOLUNTEERS NEEDED!

PRESIDENT and TREASURER

The NMWS Nominating Committee is searching for several positions including President and Treasurer. If you are interested in keeping NMWS running to do all the wonderful things that we do, please contact – Andrea Nichols at andien[at]comcast.net.

Video Editor

NMWS needs a volunteer with the proper software to edit the monthly meeting videos into a viewable MP4 format. Barbara McGuire will show you how to upload the edited video to the NMWS YouTube channel. Ideally, the volunteer owns and uses a free or low cost video editing software program: Free-DaVinci Resolve, iMovie or Professional-Final Cut Pro, Power Director, or Adobe products. If you are intrested please contact Barbara McGuire at bmcquire [at]swcp.com or Tom Cassidy at tomcassidy45[at]comcast.net.

January Meeting: “How and Why to Enter the Spring 2024 NMWS Show” by Sally Harris, NMWS, MD, MS, FAAN Exhibition Chair

In case you missed the February 3rd talk, or want directions, here is the summary of how and why you should enter the spring show. One of the goals of NMWS is to encourage artists to develop their skills. I believe that entering the show helps to support NMWS and all the volunteers who work it. We all like to see your work and we all learn from each other. Entering is a way to challenge yourself, gain exposure for your art, and meet more people with shared interests. I hope everyone will enter this one!!

The steps to enter:

1. Select your works. You can enter 3 standard size and 3 small (less than 80 square inches) if you want.
2. Take a photo of this in good light to accurately see the colors and avoid seeing waves in the paper. Try to line up three sides with your camera screen.
3. Download the image in actual size to your desktop. Save the original image.
4. If you have a photo processor, upload the image. If not, download <https://www.gimp.org>
 - a. This is a free photo processor that is pretty user friendly.
 - b. The listed commands below are for GIMP, but this is similar to other photo processors.
5. Rotate your image to be correct. (Tools->Transform->Rotate)
6. Crop off everything but the image. (Tools->Transform->Crop)
7. If the colors are not correct, color balance the image trying to match the painting.
 - a. (Colors->Color Balance-> [select your

options])

- b. If you need to make white show up as white (Color->Auto->White Balance)

8. Scale Image to match requirements (Image->Scale Image-> [enter 1920 for longest side, and 300 for dbi]->SCALE)

9. Export your edits to your desktop (File->Export As -> [newfilename.jpg] -> EXPORT)

10. Rename entry for ArtCall.

11. Login to NMWS. Refer to left hand column of home screen Events Section and click on Spring Exhibition. This takes you to ArtCall.

12. On the ArtCall screen select the orange box ‘Register and Apply’

13. If you are new to ArtCall, set up your free account.

14. Enter your data, upload your images, pay entry fee with credit card.

15. If you are accepted pay careful attention to the framing section of the prospectus for directions.

- a. You will also need to commit to a time to sit the show and volunteer.

- b. You will need to drop off the painting(s) between 11 and 1 on the right date, and pick up after the show.

Don't be afraid of being declined. It happens to us all at some point, including world famous talents like Van Gogh, Monet, Cezanne, Sisley, and Vermeer. These amazing artists were repeatedly rejected from shows and mostly died penniless. If you are afraid to have your art critiqued, you will never improve. Remember being declined is just one person's opinion and in no way reflects your talent, skill, or work.

Southern Chapter



March 10th Meeting - "Intro to Plein Air " with Nancy Tipton et al

At our meeting on Sunday, March 10th, Nancy Tipton and our plein air group will introduce us to their experiences painting in the great outdoors. They will discuss topics such as their hesitancy to begin, tips for useful composition, the joy of experimenting with new materials, the transition from oils/acrylics to watercolor, the fun and advantages of painting small, sketching in public, and encouragement and advice from Arlene Tugel (the "pro") for just getting out there!

February Meeting



We had another lively and packed meeting for 2024! We had 46 people in attendance, including five guests who had learned of us from various social media posts, calendar listing in Art newspaper, and friends.

SC Member Pamela Strohbar showed us a wide range of iridescent and metallic paints, inks, glitter and more to use to embellish our artwork and take our works in progress and play on them to make

them better! She passed around booklets of the products both on black and white paper and showed how to mix and use some of them. She answered lots of questions and left us excited to try out some new products.

To view more images from the demo and a complete list with links of the products Pamela discussed, please see our [Smugmug Page](#).



Color Play Mini Workshop #2 by Rachel Murphree

Saturday March 16 from 1-4 pm

This workshop is full!

To get on a waiting list contact Beverley Pirtle at [msbevpirtle\[at\]comcast.net](mailto:msbevpirtle[at]comcast.net)

NMWS (SC) Workshops

Alcohol Ink Mini Workshop Recap

OOOHHH.....AAAHHHH! Those were the sounds coming from all the Alcohol Ink workshop participants as we played and played with alcohol inks! It was the best “Paint Therapy” ever, for sure! Teacher Kay Gross was highly organized and took us through playing on a ceramic tile, to painting on yupo which we could cut into pieces or use as a full sheet, and as a final surprise, painting with the inks onto a frosted glass ball ornament! WOW! Our heads were spinning with new ideas on how to use the inks on their own, or in combination with watercolors. It was the best way to spend three hours on a Saturday with like-minded friends and a medium that obeys none of the rules!



Kay shows her painting using a combination of watercolor, alcohol inks and markers.



SC Member Award Winners of FLOA



Cathy Skerker’s “Fanfare” won the People’s Choice award at the SC exhibition. Laurie Churchill and Arlene Tugel also won awards at ArtForms’ members shows at the 925 Gallery and the neighboring Duende Gallery. Laurie’s “Perro Primero” won first place and Arlene’s “Enchanted Mesa at Whiterock” won second place. Her painting was done at the Los Alamos PAPNM summer event.




The Southern Chapter is currently seeking nominations or volunteers for the 2024-25 program year. A slate of officers and committee chairs will be voted on at our April meeting. Please let us know how you can help!

The Southern Chapter Executive Board has 7 voting officers: President, Vice President/Programs, Secretary, Treasurer, Workshops Chair, Membership Chair, and Exhibitions Chair. Officers meet September-May for 1 hour by Zoom on the Saturday before the General Meeting as well as attend most of our meetings. Some of our current officers have agreed to continue for another year if needed. All would love to have someone who could take over a meeting for them now and then! We are in need of nominations/volunteers for the following: VP/meeting Program Coordinator, Secretary, assistant to the Treasurer, and Exhibitions Chair.

In addition we have standing committees that need additional volunteers to help with hospitality (including meeting/workshop greeters), publicity (including photographers and posting info to social media sites), exhibitions (intake, hanging, etc.). Committee volunteers help officers and chairs keep their areas of responsibility running. Let us know if you have interest in any of these areas or if you would like to nominate yourself for any of the Officer or Committee Chair roles! If you have questions about roles and responsibilities, or how you might help, contact Karen Steinberg at: [kjsteinberg\[at\]aol.com](mailto:kjsteinberg[at]aol.com) or Rachel Murphree at [rcmurphree\[at\]outlook.com](mailto:rcmurphree[at]outlook.com).

Paint Outs



NORTHERN AREA

by Michael Hill and Joy Hill Brinkley

The March 9th paint out will be at the [Valle de Oro National Wildlife Refuge and Visitor Center](#), 7851 2nd Street SW, from 1 pm to 3 pm. The facility is three miles south of the Rio Bravo and 2nd Street SW intersection. There are hiking trails with benches, covered areas, a bird pond, and views of the Bosque. We look forward to seeing you in March. Please meet at the covered breezeway at the visitor's center entrance.

SOUTHERN AREA by Nancy Tipton

The March 14th paint out will be from 10:30-12:30 all about spring irises at the home of Jacqueline Pountney, 4137 Oleta Drive (corner of Oleta and O'Hare.) There are irises in front of Jacqueline's house and lots in the backyard. She welcomes us and says she has two driveways for parking along with street parking. She has her fingers crossed that these irises will be fully bloomed by our paintout date as they most often are, but can sometimes bloom later in March, or even early April. If there are no blooming irises we'll discuss an alternate paintout plan at the March meeting.



Exhibitions

49TH Western Federation of Watercolor Societies Exhibition ~March 5-April 29, 2024

Hosted by Arizona Watercolor Association;
at FOUNDTRE Hotel, Phoenix
Juror: Stan Miller
Workshop in Phoenix, March 14-16, 2024

Congratulations to the NMWS artists selected to be in this year's Western Fed Exhibition. There is a free reception for NMWS delegates and artists on Thursday, April 18th, and April 20th is the Gala/Dinner/Dance. Buy tickets [HERE](#). The hotel offers a WFWS "group rate" for slightly less than \$269/night. NMWS members attending the show during the April 18-20 time window should let Jay Leutwyler

and Dave Cook know of their plans, in case any impromptu gatherings are arranged. Click [HERE](#) to see the show posted on the NMWS website/SmugMug.



It's VERY Important that NMWS members, whether in the show or not, take a turn sitting the MasterWorks of NM Exhibition. Members will function as greeters and will NOT have to manage any sales transactions. It's a time to study the artwork, meet other artists and greet new visitors and friends. It's FUN, EASY and INSTRUCTIVE. Please sign up for a 3.5 shift NOW. Sitters will earn a FREE Parking Pass! Click [HERE](#) to sign up! And click [HERE](#) to see the show.

Calls for Entry



The 2024 NMWS Spring Exhibition is open for registration with entries being accepted until March 8th. The opening reception and awards ceremony is May 4th from 1-4. The show will run May 4-25 and features both standard and small work watercolor and water media paintings. NMWS membership is required for entry. Dues must be paid and up to date before submitting to the call for entry and remain current throughout the show.

The standard works juror and judge is Fealing Lin, and the small works juror and judge is Ruth Andrews-Vreeland.

Click [HERE](#) for the prospectus and to register.

Click [HERE](#) to access Artcall to submit your paintings.

NMWS Sponsored Workshops



MASTERWORKS 3-DAY WORKSHOP

"Punch Up the Emotional Story in Your Painting" is the theme for the Gayle Weisfield MasterWorks of NM workshop scheduled for March 26-28, at the Hispanic Arts Building at EXPO-NM. The workshop is nearly full and is only \$300 for 3 days of exciting and fun learning. Student seats are limited to 14, so don't delay in signing up. Click [HERE](#) for more information and to register. Workshop coordinator is Ray Prudhomme at sonnyray76[at]yahoo.com, 505.296.0273.

Gayle will present a FREE public demo on Tuesday, March 26th at 9:30 AM in the Hispanic Arts Building.

2024 Spring Watercolor Workshop with Fealing Lin, NWS, TWSA, WW

The annual workshop in conjunction with the NMWS Spring Show will be May 1-3 from 9am - 4pm at the Fine Arts Gallery, EXPO New Mexico. The cost is \$300 due at the time of registration. The workshop is limited to 20 students on a "first come, first served" basis, with registration opening late January to NMWS members, all others in March 2024. Once registered, if you cancel, and the workshop is full, you will receive a full refund only if your space in the workshop is re-filled. Click [HERE](#) to register.



There will be a Public Painting Demo on Tuesday evening, April 30th, starting at 7PM, in the Fine Arts Gallery, EXPO-NM. Admission is \$10. Workshop Coordinator is Ray Prudhomme 505-296-0273

Signature News



SC President Karen Steinberg presents Janet McLennan with her NMWS Signature Member Certificate

CORRECTION:

Newly inducted Signature Master Painter Dave Collis was incorrectly listed as Dave Collins in the prior newsletter. Our apologies for the error and congratulations to Dave for his new status as Signature Master Painter.

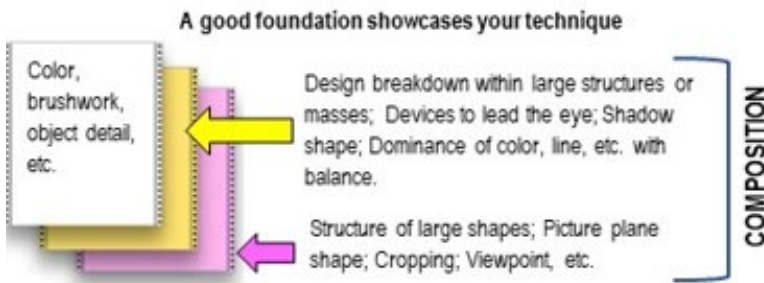
NMWS Gratefully Acknowledges Our "Contributing Members"
Tamara Mendoza of the Southern Chapter

NMWS is a 501c3 certified charitable organization. All donations are tax deductible.

Tips n Trix by Kathy Gaither

When you look out at a mountainous terrain you know that the land's contours provide the foundation upon which everything grows or is built. In the same way, composition is the foundation upon which color, brushwork, and other elements of our painting rest. Great color, fancy detail, even good technique will fail to impress if the underlying composition is poor. There is a reason for that old expression about putting lipstick on a pig.

[Ian Roberts](#), an art professor and oil painter, visualizes the role of composition in his diagram below that illustrates "Color gets all the credit," reminding us that color is only as effective as the foundational plan that put it there. His You Tube video "[Painting is Seeing in Shapes](#)" is good for any medium.



My simplification of composition for early learners is to focus on the goals of good composition. Formal terms for elements and principles are brought in as examples of how to get to the goals. A short beginner goals list follows:

1. Keep the main thing the main thing.

Write out specifics about "Why" you're presenting this picture and "Where" you want the viewer to pay the most attention. Edit/crop/reorganize your resource to focus more on conveying the concept than on reproducing reality. Don't make the main thing too small, but do make it the most interesting area.

2. Place the Center of Interest off center by dividing the picture plane into thirds

horizontally and vertically, placing the center of interest at or near one of the intersections of the grid lines.



3. Make the foundation large, interesting shapes in a strong abstract design.

Look behind the detail for large shapes like a mass of trees, or the overall outline of a group of objects, or shapes made by strong lines like diagonals, verticals or horizontals. My kingbird painting has large rectangular shapes supporting a cruciform design. See Liron Yanconsky's You Tube "[Watercolor Composition Demonstration - Painting Large Shapes.](#)"

4. Ensure dominance in all design elements (color, line, value, etc.):

Use a limited palette with color, temperature and intensity dominance. Use enough big value shapes to hold things together avoid the distraction busyness.

5. Never make any two intervals the same.

[The Simple Secret to Better Painting](#) by Greg Albert illustrates this rule of composition which tells you don't line up trees, still life objects, or people in a crowd like neatly spaced fence posts. Don't make objects in a group all look the same. This extends to using variety in spacing out values, textures, etc. and is key to another idea. **Don't be boring.** Don't have large areas of the picture with nothing useful or interesting going on (crop!) Try painting unusual subjects like a fire hydrant, or with common subjects try an unusual point of view or non-realistic color. Step out from using other people's resource. Create your own view.

Remember if you're a beginner and you're on the path, all you need is time to learn to build strong compositions.

And Everything Else.....

WHO WE ARE & WHAT WE'RE ABOUT

The New Mexico Watercolor Society (NMWS) was founded in 1969 as a statewide chapter of the Southwestern Watercolor Society of Dallas, TX. In January 1970, the NMWS became an independent entity with 501(c)(3) status.

OUR VISION: To Inspire a Passion for Watercolor Art

OUR MISSION: We will accomplish our Vision through support of the highest aesthetic standards in quality and presentation of art, education of the public regarding watercolor art, promotion of community engagement, facilitation of member artistic development through workshops, demos, etc.

OUR COMMON CORE VALUES

- 1: Artistic Development Through Education
- 2: Participation and Volunteerism
- 3: Community Presence
- 4: Organizational Sustainability
- 5: Welcoming Culture

[See the website](#) for more details on these core values. NMWS Signature Member status is attained when a NMWS member in good standing has been accepted in five "eligible" NMWS juried shows within five years. Click [HERE](#) for more information. The NMWS is a member of the Western Federation of Watercolor Societies (WFWS).

PAPER SALES (not available at Southern Chapter)

Ray Prudhomme sells watercolor paper at the meetings or by appointment at 505-296-0273 or raynjan1969[at]yahoo.com. CHECKS ONLY
Prices (subject to change):

Arches 140 lb. Cold/Hot Press, Rough	\$ 8
Arches 300 lb. Cold/Hot Press, Rough,	\$17
Fabiano Artistico 140 lb. Bright White	\$ 7
Yupo 72 lb. White	\$ 5
Yupo 144 lb. White	\$ 6
Special order/special request watercolor paper:	
Fabiano 140 lb. Cold Press	\$ 7
Fabiano 300 lb. Bright White Soft Press	\$14
Saunders Waterford 140 lb. Cold Press	\$10

NMWS OFFICERS ALBUQUERQUE BOARD OF DIRECTORS Strategic Leadership 2023-2024

Chairperson of the Board: Barbara McGuire
Vice-Chair of the Board: Rachel Murphree
President: Tom Cassidy
Immediate Past President: Barbara McGuire
Secretary: Traci Durgin
Treasurer: Dorothy Brockman
Membership Chair: Shelly Brown
Satellite President: Karen Steinberg
Members at Large: John Cormier & Lonnie Shan

EXECUTIVE COMMITTEE: Tactical Leadership
President: Tom Cassidy
VP/Programs Chair: Sarita Bedge
Secretary: Traci Durgin
Treasurer: Dorothy Brockman
Membership, Shelly Brown
Exhibitions: Sally Harris
Publicity: Steve Webb & Mary Quirolo
Jim Terry, Facilities
Immediate Past President: Barbara McGuire

LAS CRUCES - SOUTHERN CHAPTER EXECUTIVE BOARD 2023-2024

President - Karen Steinberg
Vice President - Rachel Murphree
Secretary - Karin Hayes
Treasurer - Rob Sheldon
Membership - Georgia Young
Exhibitions - Laurel Weathersbee
Workshops - Karin Hayes
Past President - Rachel Murphree

For contact information and other officers, please see website at nmwatercolorsociety.org

PLEASE CONTRIBUTE TO THE APRIL ISSUE OF BRUSHSTROKES

Please send news items, accomplishments
and other contributions to

ctrotter [at] unm.edu

The information is due by MARCH 15

Caryl Trotter, Your Brushstrokes Editor